

RECOMMANDATIONS IMPORTANTES A LIRE POUR ACTIVER LES REMBOURSEMENTS ET EVITER LES REJETS

Conditions générales :

- Le cadre réservé à l'adhérent doit être dûment renseigné.
- Le cadre réservé au médecin doit être renseigné par le praticien lui-même notamment la nature de la maladie.
- La validité de la feuille de soins est limitée à 3 mois à compter de la première consultation.
- L'entente préalable est exigée pour toute hospitalisation médicale, chirurgicale, soins dentaires spéciaux, extractions multiples, parodontie orthodontie, prothèses dentaires, prothèses auditives ou orthopédiques ainsi que pour tous les actes effectués en série.
- En cas d'accident, une déclaration précisant les causes et circonstances de l'accident est à joindre à la feuille de soins.

Pharmacie :

- Les vignettes des médicaments doivent être obligatoirement jointes aux ordonnances.
- Pour les médicaments sans vignettes une facture de la pharmacie doit être jointe.

Radiologie et Biologie :

- La facture ainsi qu'une copie des résultats des analyses ou du compte rendu (sous pli confidentiel) doivent être jointes à l'ordonnance médicale pour toute demande de remboursement.
- Un pli confidentiel du médecin prescripteur des analyses ou radios peut être demandé par le médecin conseil de la mutuelle.

Optique :

- L'ordonnance du médecin prescripteur et la facture de l'opticien sont à joindre à la feuille de soins.

Rééducation :

- L'entente préalable renseignée par le médecin prescripteur est exigée avant le début des séances de rééducations.
- Pour le remboursement, la facture et le calendrier des séances effectuées sont à joindre à la feuille de soins.

Dentaire :

- En cas de prothèses ou de traitement canalaire, l'accord préalable renseigné sur la feuille de soins est obligatoire avant le début de traitement.
- La facture doit être jointe à la feuille de soins pour toute demande de remboursement.
- La radio-après soins est obligatoire en cas de prothèses ou de traitement canalaire.

Maladie et Affection Longue Durée ALD et ALC :

- La déclaration de maladie chronique doit être renseignée par le médecin prescripteur et renouvelée tous les 6 mois.

Adresses Mails utiles

- Réclamation : contact@mupras.com
- Prise en charge : pec@mupras.com
- Adhésion et changement de statut : adhesion@mupras.com

La MUPRAS garantit le respect de la loi n° 09-08 relative à la protection des personnes physiques à l'égard du traitement des données à caractère personnel.



Déclaration de

N° W21-796647

☒ Maladie ☐ Dentaire ☐ Optique ☐ A

Cadre réservé à l'adhérent(e)

Matricule : MENNI KHAN Société :

☒ Actif ☐ Pensionné(e) ☐ Autre :

Nom & Prénom : MENNI KHAN

Date de naissance : 04/06/1972

Adresse : CGI BOUSKORRA VILLAGE LOT 9

CASA BLANCA

Tél : 0661262961 Total des frais engagés : 1115,60 DH

Cadre réservé au Médecin

Cachet du médecin :

Date de consultation : 23/6/2023

Nom et prénom du malade : MENNI KHAN Age :

Lien de parenté : ☐ Lui-même ☐ Conjoint ☐ Enfant

Nature de la maladie : Affection psychiatrique

En cas d'accident préciser les causes et circonstances :

Dans le cas où la maladie aurait un caractère confidentiel, communiquer les renseignements sous pli confidentiel à l'attention du médecin conseil de la Mutuelle.

J'atteste sur l'honneur l'exactitude des renseignements portés sur la présente déclaration. J'ai pris connaissance de la clause relative à la protection des données personnelles.


Fait à : Le :

Signature de l'adhérent(e) :

Autorisation CNDP N° : A-A-215/2019

[illegible]

23/4/2023	1	3	350 BH	INP : 091119982
-----------	---	---	--------	-----------------

EXECUTION DES ORDONNANCES		
Cachet du Pharmacien ou du Fournisseur	Date	Montant de la Facture
	23/06/2023	765,60

765.60

ANALYSES - RADIOGRAPHIES			
Cachet et signature du Laboratoire et du Radiologue	Date	Désignation des Coefficients	Montant des Honoraires

AUXILIAIRES MEDICAUX						
Cachet et signature du Particien	Date des Soins	Nombre				Montant détaillé des Honoraires
		A M	P C	I M	I V	

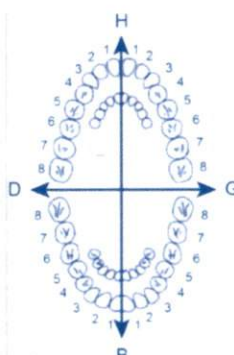
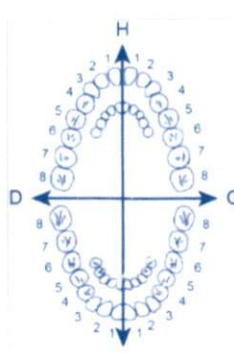
the 1990s, the number of people in the United States who are 65 years of age or older has increased by 50 percent. The number of people 75 years of age or older has increased by 100 percent. The number of people 85 years of age or older has increased by 200 percent. The number of people 95 years of age or older has increased by 400 percent. The number of people 100 years of age or older has increased by 1,000 percent. The number of people 105 years of age or older has increased by 2,000 percent. The number of people 110 years of age or older has increased by 4,000 percent. The number of people 115 years of age or older has increased by 8,000 percent. The number of people 120 years of age or older has increased by 16,000 percent. The number of people 125 years of age or older has increased by 32,000 percent. The number of people 130 years of age or older has increased by 64,000 percent. The number of people 135 years of age or older has increased by 128,000 percent. The number of people 140 years of age or older has increased by 256,000 percent. The number of people 145 years of age or older has increased by 512,000 percent. The number of people 150 years of age or older has increased by 1,024,000 percent. The number of people 155 years of age or older has increased by 2,048,000 percent. The number of people 160 years of age or older has increased by 4,096,000 percent. The number of people 165 years of age or older has increased by 8,192,000 percent. The number of people 170 years of age or older has increased by 16,384,000 percent. The number of people 175 years of age or older has increased by 32,768,000 percent. The number of people 180 years of age or older has increased by 65,536,000 percent. The number of people 185 years of age or older has increased by 131,072,000 percent. The number of people 190 years of age or older has increased by 262,144,000 percent. The number of people 195 years of age or older has increased by 524,288,000 percent. The number of people 200 years of age or older has increased by 1,048,576,000 percent. The number of people 205 years of age or older has increased by 2,097,152,000 percent. The number of people 210 years of age or older has increased by 4,194,304,000 percent. The number of people 215 years of age or older has increased by 8,388,608,000 percent. The number of people 220 years of age or older has increased by 16,777,216,000 percent. The number of people 225 years of age or older has increased by 33,554,432,000 percent. The number of people 230 years of age or older has increased by 67,108,864,000 percent. The number of people 235 years of age or older has increased by 134,217,728,000 percent. The number of people 240 years of age or older has increased by 268,435,456,000 percent. The number of people 245 years of age or older has increased by 536,870,912,000 percent. The number of people 250 years of age or older has increased by 1,073,741,824,000 percent. The number of people 255 years of age or older has increased by 2,147,483,648,000 percent. The number of people 260 years of age or older has increased by 4,294,967,296,000 percent. The number of people 265 years of age or older has increased by 8,589,934,592,000 percent. The number of people 270 years of age or older has increased by 17,179,869,184,000 percent. The number of people 275 years of age or older has increased by 34,359,738,368,000 percent. The number of people 280 years of age or older has increased by 68,719,476,736,000 percent. The number of people 285 years of age or older has increased by 137,438,953,472,000 percent. The number of people 290 years of age or older has increased by 274,877,906,944,000 percent. The number of people 295 years of age or older has increased by 549,755,813,888,000 percent. The number of people 300 years of age or older has increased by 1,099,511,627,776,000 percent. The number of people 305 years of age or older has increased by 2,199,023,255,552,000 percent. The number of people 310 years of age or older has increased by 4,398,046,511,104,000 percent. The number of people 315 years of age or older has increased by 8,796,093,022,208,000 percent. The number of people 320 years of age or older has increased by 17,592,186,044,416,000 percent. The number of people 325 years of age or older has increased by 35,184,372,088,832,000 percent. The number of people 330 years of age or older has increased by 70,368,744,177,664,000 percent. The number of people 335 years of age or older has increased by 140,737,488,355,328,000 percent. The number of people 340 years of age or older has increased by 281,474,976,710,656,000 percent. The number of people 345 years of age or older has increased by 562,949,953,421,312,000 percent. The number of people 350 years of age or older has increased by 1,125,899,906,842,624,000 percent. The number of people 355 years of age or older has increased by 2,251,799,813,685,248,000 percent. The number of people 360 years of age or older has increased by 4,503,599,627,370,496,000 percent. The number of people 365 years of age or older has increased by 9,007,199,254,740,992,000 percent. The number of people 370 years of age or older has increased by 18,014,398,509,481,984,000 percent. The number of people 375 years of age or older has increased by 36,028,797,018,963,968,000 percent. The number of people 380 years of age or older has increased by 72,057,594,037,927,936,000 percent. The number of people 385 years of age or older has increased by 144,115,188,075,855,872,000 percent. The number of people 390 years of age or older has increased by 288,230,376,151,711,744,000 percent. The number of people 395 years of age or older has increased by 576,460,752,303,423,488,000 percent. The number of people 400 years of age or older has increased by 1,152,921,504,606,846,976,000 percent. The number of people 405 years of age or older has increased by 2,305,843,009,213,693,952,000 percent. The number of people 410 years of age or older has increased by 4,611,686,018,427,387,904,000 percent. The number of people 415 years of age or older has increased by 9,223,372,036,854,775,808,000 percent. The number of people 420 years of age or older has increased by 18,446,744,073,709,551,616,000 percent. The number of people 425 years of age or older has increased by 36,893,488,147,419,103,232,000 percent. The number of people 430 years of age or older has increased by 73,786,976,294,838,206,464,000 percent. The number of people 435 years of age or older has increased by 147,573,952,589,676,412,928,000 percent. The number of people 440 years of age or older has increased by 295,147,905,179,352,825,856,000 percent. The number of people 445 years of age or older has increased by 590,295,810,358,705,651,712,000 percent. The number of people 450 years of age or older has increased by 1,180,591,620,717,411,303,424,000 percent. The number of people 455 years of age or older has increased by 2,361,183,241,434,822,606,848,000 percent. The number of people 460 years of age or older has increased by 4,722,366,482,869,645,213,696,000 percent. The number of people 465 years of age or older has increased by 9,444,732,965,739,290,427,392,000 percent. The number of people 470 years of age or older has increased by 18,889,465,931,478,580,854,784,000 percent. The number of people 475 years of age or older has increased by 37,778,931,862,957,161,709,568,000 percent. The number of people 480 years of age or older has increased by 75,557,863,725,914,323,419,136,000 percent. The number of people 485 years of age or older has increased by 151,115,727,451,828,646,838,272,000 percent. The number of people 490 years of age or older has increased by 302,231,454,903,657,293,676,544,000 percent. The number of people 495 years of age or older has increased by 604,462,909,807,314,587,353,088,000 percent. The number of people 500 years of age or older has increased by 1,208,925,819,614,629,174,706,176,000 percent. The number of people 505 years of age or older has increased by 2,417,851,639,229,258,349,412,352,000 percent. The number of people 510 years of age or older has increased by 4,835,703,278,458,516,698,824,704,000 percent. The number of people 515 years of age or older has increased by 9,671,406,556,917,033,397,649,408,000 percent. The number of people 520 years of age or older has increased by 19,342,813,113,834,066,795,298,816,000 percent. The number of people 525 years of age or older has increased by 38,685,626,227,668,133,590,597,632,000 percent. The number of people 530 years of age or older has increased by 77,371,252,455,336,267,181,195,264,000 percent. The number of people 535 years of age or older has increased by 154,742,504,910,672,534,362,390,528,000 percent. The number of people 540 years of age or older has increased by 309,485,009,821,345,068,724,781,056,000 percent. The number of people 545 years of age or older has increased by 618,970,019,642,690,137,449,562,112,000 percent. The number of people 550 years of age or older has increased by 1,237,940,039,285,380,274,899,124,224,000 percent. The number of people 555 years of age or older has increased by 2,475,880,078,570,760,549,798,248,448,000 percent. The number of people 560 years of age or older has increased by 4,951,760,157,141,521,099,596,496,896,000 percent. The number of people 565 years of age or older has increased by 9,903,520,314,283,042,199,193,993,792,000 percent. The number of people 570 years of age or older has increased by 19,807,040,628,566,084,398,387,9

RELEVÉ DES FRAIS ET HONORAIRES

Le praticien est prié de préciser la dent traitée, l'acte pratiqué en indiquant la nature des soins.

Important :

Veuillez joindre les radiographies en cas de prothèses ou de traitement canaux, ainsi que le bilan

SOINS DENTAIRES	Dents Traitées	Nature des Soins	Coefficient	INP : <input type="text"/>														
				COEFFICIENT DES TRAVAUX <input type="text"/>														
					MONTANTS DES SOINS <input type="text"/>													
				DEBUT D'EXECUTION <input type="text"/>														
					FIN D'EXECUTION <input type="text"/>													
O.D.F PROTHESES DENTAIRES	DETERMINATION DU COEFFICIENT MASTICATOIRE			COEFFICIENT DES TRAVAUX <input type="text"/>														
	<table border="1"> <thead> <tr> <th colspan="2">H</th> </tr> </thead> <tbody> <tr> <td>25533412</td> <td>21433552</td> </tr> <tr> <td>00000000</td> <td>00000000</td> </tr> <tr> <th colspan="2">G</th> </tr> <tr> <td>00000000</td> <td>00000000</td> </tr> <tr> <td>35533411</td> <td>11433553</td> </tr> <tr> <th colspan="2">B</th> </tr> </tbody> </table>				H		25533412	21433552	00000000	00000000	G		00000000	00000000	35533411	11433553	B	
	H																	
	25533412	21433552																
	00000000	00000000																
	G																	
	00000000	00000000																
	35533411	11433553																
	B																	
	[Création, remont, adjonction] Fonctionnel, Thérapeutique, nécessaire à la profession																	
					DATE DU DEVIS <input type="text"/>													
				DATE DE L'EXECUTION <input type="text"/>														

A diagram of a circular DNA molecule. The molecule is represented as a circle with a vertical line through its center. The top of the circle is labeled 'H' and the bottom is labeled 'B'. The left side is labeled 'D'. The circle is divided into two halves by a vertical line. The top half contains 8 nucleotides, each represented by a circle with a letter inside. The letters are A, T, C, G, A, T, C, G. The bottom half contains 8 nucleotides, each represented by a circle with a letter inside. The letters are T, A, G, C, T, A, G, C. The nucleotides are numbered 1 through 8 on both the top and bottom strands, starting from the top and moving clockwise. The top strand is labeled 1, 2, 3, 4, 5, 6, 7, 8. The bottom strand is labeled 8, 7, 6, 5, 4, 3, 2, 1.

VISA ET CACHET DU PRATICIEN ATTESTANT L'EXE

Dr RGUIBI LOUAFI

Psychiatre

Diplômé de la Faculté

de médecine de Paris

Consultant, ancien chef service

et chef consultation au C.H.S. de Taïf

Centre Abdelmoumen - Angle Bd Abdelmoumen

et Bd Anoual (Derb Ghalef) - Casablanca

Tél.: 05.22.86.02.65 / 05.22.86.00.78

Sur Rendez-vous

الدكتور اركيبي الوافي

اختصاصي في الأمراض النفسية والعقلية

خريج كلية الطب بباريس

استشاري الطب النفسي

رئيس مصلحة ومدير العيادات

الخارجية بـ م.ص.ن. بالطائف (سابقا)

مركز عبد المومن - تقاطع شارع عبد المومن

وأشارع أنوال (درب غلف) الدار البيضاء

الهاتف: 05.22.86.00.78 / 05.22.86.02.65

بالموعود

W.le 18/8/202

Casablanca, le 23/6/2023

الدار البيضاء، في

Mlle MEUNI INES

#0966
21/04/23

#0707
15/04/23

81.20

x3
= 243.60

1) ISPERIDE 13

28-06-23
954

1-0-1) 8 sec

x3
= 339.60

2) DEPAKINES 500

#0757
20/04/23

28-06-23
958

1/2-0-1) 8 sec

180.00

3) Flecoxetine 201

160230

1-0-0) 8 sec

total
765,60

PHARMACIE MONA
Douar Lazzabienne
Oulad
Bouskoura - Casablanca

Ordonnancier
N° : 1125-23
Date : 15-06-23

Dr. RGUIBI LOUAFI
- Psychiatre -
Centre Abdelmoumen - Angle Boulevard
Abdelmoumen et Bd Anoual (Derb Ghalef)
CASABLANCA - Tél.: 05 22 86 02 65

DEPAKINE

Sanofi-aventis Maroc
Route de Rabat - R.P.1,
Ain sebaâ Casablanca
DEPAKINE CHRONO 500
CP PEL B30
P.P.V: 113,30 DH



à libération prolongée

Sanofi-aventis Maroc
Route de Rabat - R.P.1,
Ain sebaâ Casablanca
DEPAKINE CHRONO 500 MG
CP PEL B30
P.P.V: 113,30 DH



18

Sanofi-aventis Maroc
Route de Rabat - R.P.1,
Ain sebaâ Casablanca
DEPAKINE CHRONO 500 MG
CP PEL B30
P.P.V: 113,30 DH



LOT 223973 1
EXP 11 2025
PPV 180.00

Ordonnance
Date :
N.:

LOT : 230356
EXP : 02/2025
PPV : 81,90DH

LOT : 230356
EXP : 02/2025
PPV : 81,90DH

LOT : 230356
EXP : 02/2025
PPV : 81,90DH